

Radnor Township Redistricting Ward Map Proposals

Prepared and submitted by
Amanda Holt

October 4, 2022

Proposal to Revise Ward Boundaries

Requirement: Each ward must be within the acceptable population range.

Acceptable population range: 4,511–4,985 persons

Population mean: 4,748 persons

Goals:

- > Fewer changes to existing boundaries is better.
- > Unify student housing at each University (optimal is within one ward).
- > Avoid instances where residential streets divide a ward.
- > Keep polling place sites within existing precincts.

Three options are presented in this document for consideration.

Interactive Maps:

Current Boundaries: <https://davesredistricting.org/join/109402c3-d097-4f61-a8b4-cdecae731014>

Option A: <https://davesredistricting.org/join/4de61de6-b605-4545-864f-b103e7aba3f0>

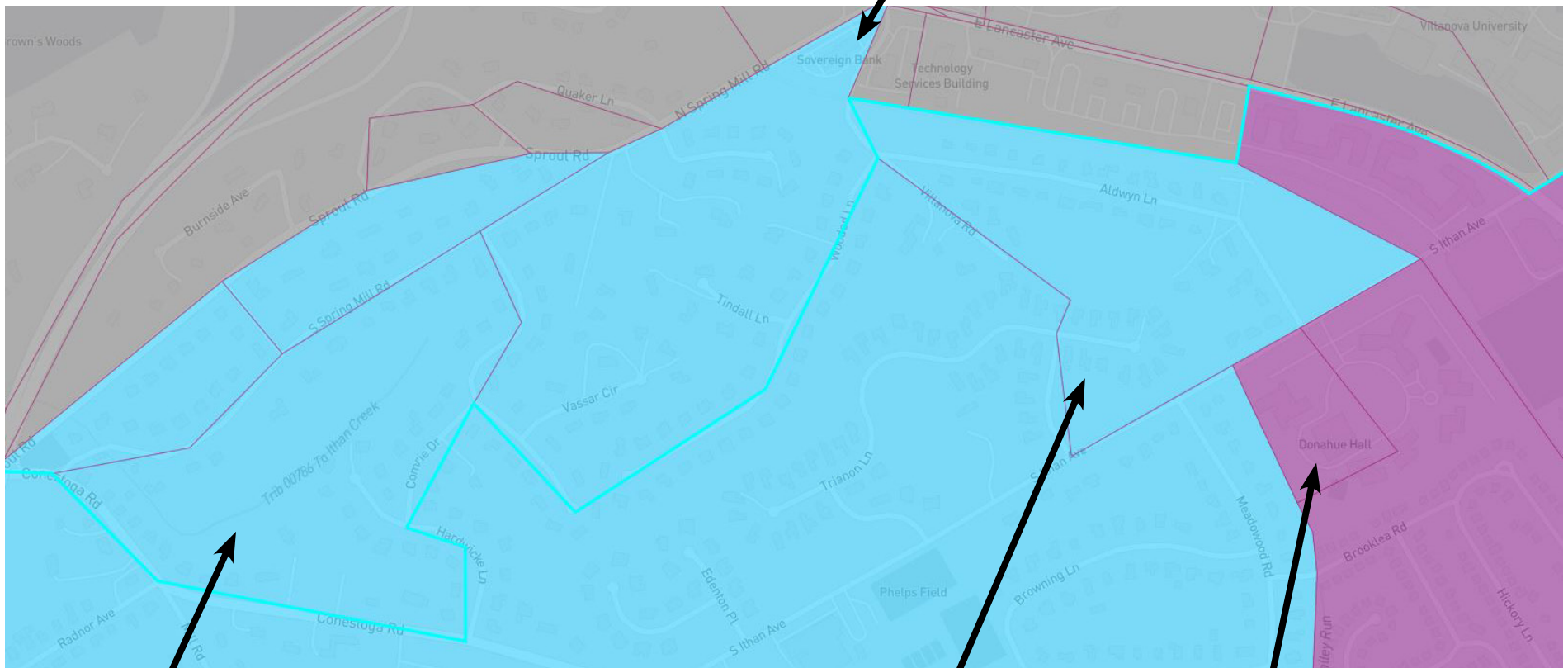
Option B: <https://davesredistricting.org/join/ea90ac09-d192-43d4-83b8-e99b22deba4b>

Option C: <https://davesredistricting.org/join/f01b3d86-905e-458f-b7c0-ad144ac5163a>

Common Features: Wards 4 and 7

Each option shares some common features worth noting.

Because of a census block anomaly, Riley Hall on Villanova Campus is separated from the rest of the campus.



>> Sprout Rd is new boundary of Ward 4.

Census blocks moved from Ward 3 to Ward 4 (401 persons) to bring Ward 4 within population requirements.

>> Neighborhood moved into one ward.

Census blocks moved from Ward 7 to Ward 4 (171 persons)

>> Villanova — South Campus Student Housing in one ward.

Census block moved from Ward 4 to Ward 7 (243 persons — likely students)

Other Common Features:

Additional common features worth noting.

>> The current boundaries of Ward 5 and 6 do not change.

>> The proposed Ward 4 boundaries are the same in each option.

>> The proposed Ward 7 boundaries are nearly the same in each option.

>> Ward 1, 2, and 3 boundaries vary the most between options.

After modifying the other wards:

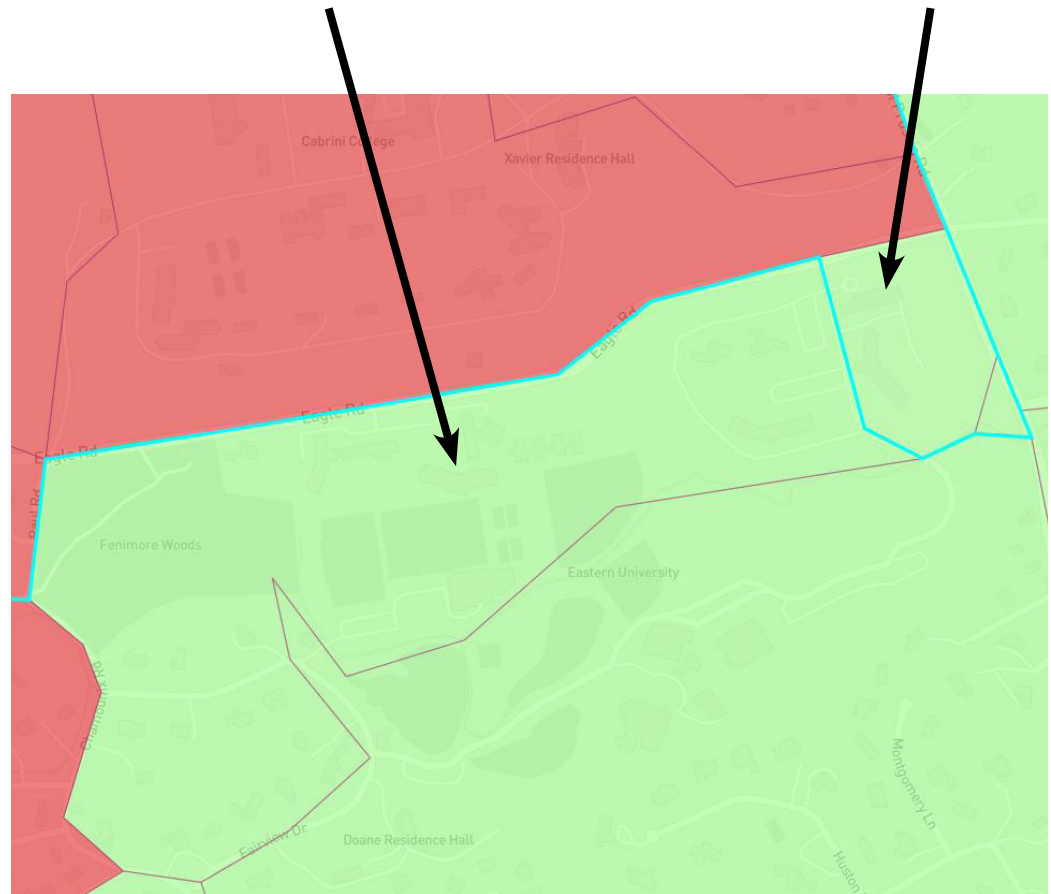
> Ward 3 remains overpopulated by about 600 persons.

> Ward 1 and 2 are collectively underpopulated by about 600 persons.

>> Eastern University Student Housing in one ward.

Census blocks currently in Ward 2 (781 persons — likely students)

Census blocks currently in Ward 1 (128 persons — likely students)



Map Proposal: Option A

Population Table

	2020 Census Population	Variance from mean (percentage)	Variance from mean (numeric)
1	4,844	2.1%	97
2	4,544	-4.3%	-203
3	4,956	4.4%	209
4	4,595	-3.2%	-152
5	4,607	-3.0%	-140
6	4,782	1.0%	35
7	4,900	3.2%	153

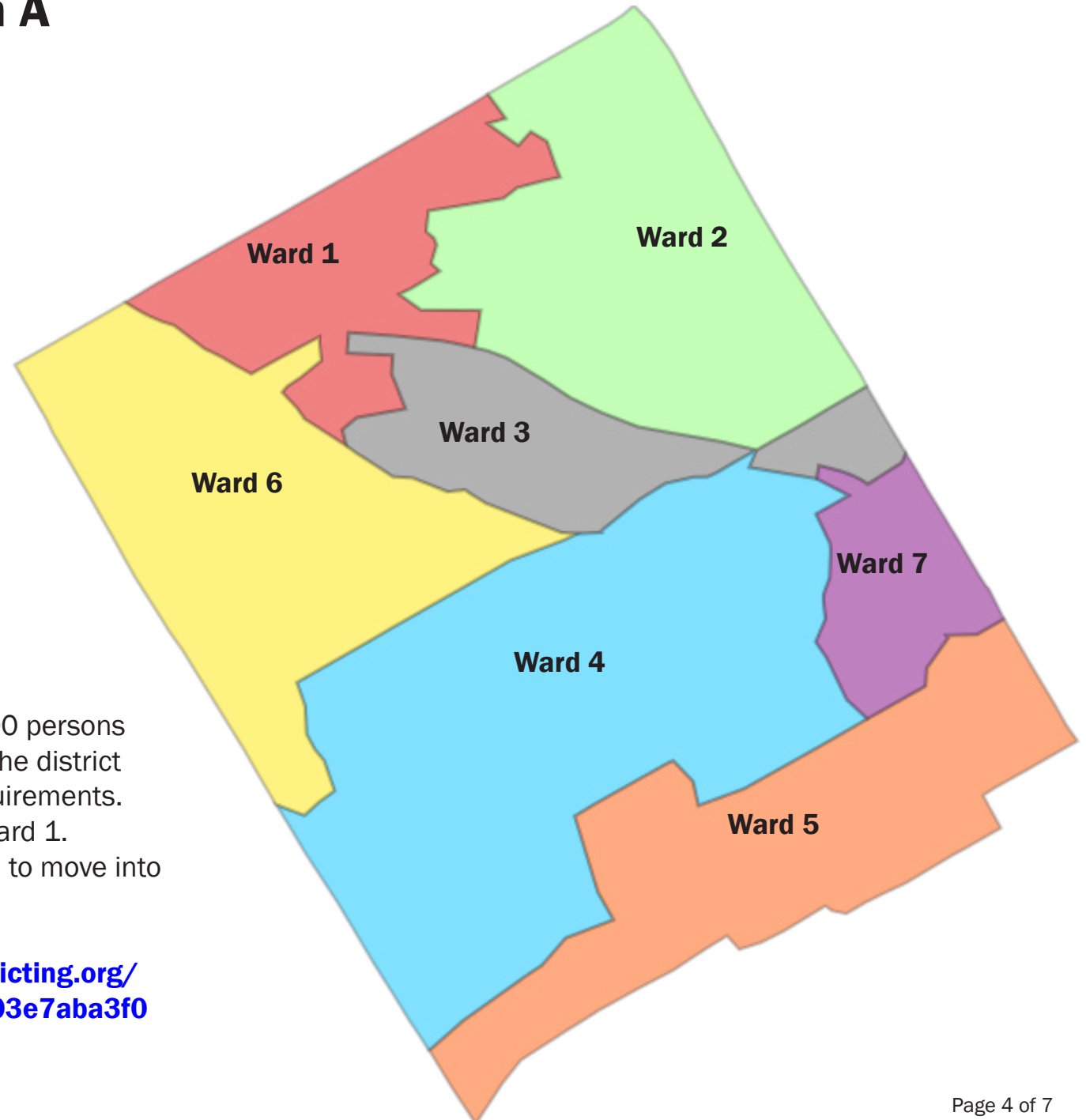
Population Moved to New Ward

General Population	Student Population	Total Moved
1,286	371	1,657

Option A key features:

- >> Ward 3 retains Villanova. About 600 persons are moved from the upper portion of the district to bring Ward 3 within population requirements.
- >> Ward 2 gains 115 persons from Ward 1.
- >> One polling place from Ward 3 had to move into Ward 1 with this configuration.

View map here: <https://davesredistricting.org/join/4de61de6-b605-4545-864f-b103e7aba3f0>



Map Proposal: Option B

Population Table

	2020 Census Population	Variance from mean (percentage)	Variance from mean (numeric)
1	4,943	4.1%	196
2	4,719	-0.6%	-28
3	4,682	-1.4%	-65
4	4,595	-3.2%	-152
5	4,607	-3.0%	-140
6	4,782	1.0%	35
7	4,900	3.2%	153

Population Moved to New Ward

General Population	Student Population	Total Moved
1,412	2,480	3,892

Option B key features:

- >> Ward 3 retains its upper portion and instead shifts population from the Villanova campus into Ward 2.
- >> Because of the size of the census blocks in the Villanova campus, about 600 persons are moved from Ward 1 to bring Ward 3 within population requirements.
- >> Eastern University is entirely in Ward 1 (it had been primarily in Ward 2).

View map here: <https://davesredistricting.org/join/ea90ac09-d192-43d4-83b8-e99b22deba4b>



Map Proposal: Option C

Population Table

	2020 Census Population	Variance from mean (percentage)	Variance from mean (numeric)
1	4,840	2.0%	93
2	4,946	4.2%	199
3	4,567	-3.8%	-180
4	4,595	-3.2%	-152
5	4,607	-3.0%	-140
6	4,782	1.0%	35
7	4,891	3.0%	144

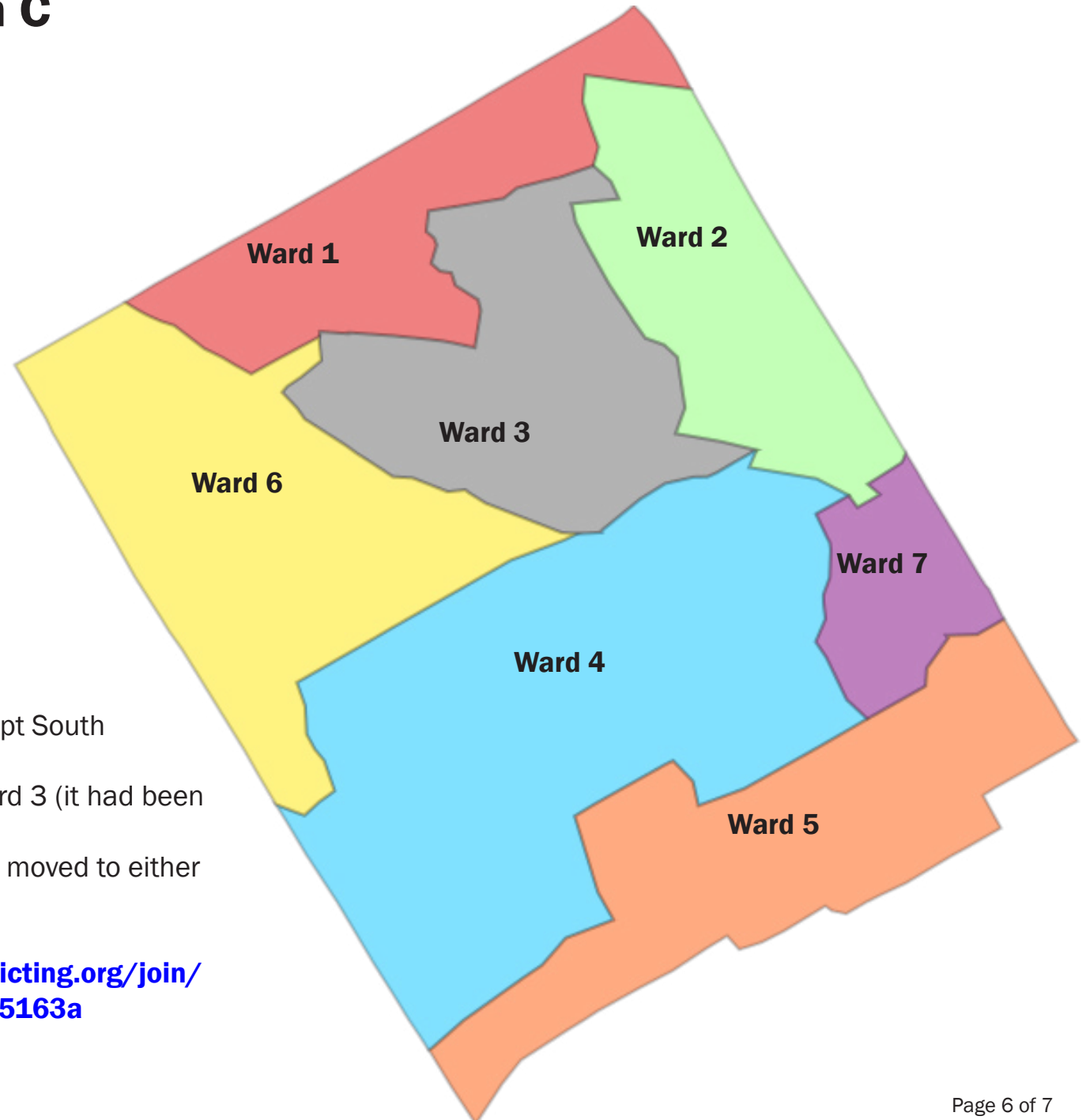
Population Moved to New Ward

General Population	Student Population	Total Moved
1,900	3,906	5,806

Option C key features:

- >> All Villanova student housing (except South Campus) is moved into Ward 2.
- >> Eastern University is entirely in Ward 3 (it had been primarily in Ward 2).
- >> All of the population in Ward 2-1 is moved to either Ward 1 or Ward 3.

View map here: <https://davesredistricting.org/join/f01b3d86-905e-458f-b7c0-ad144ac5163a>



Current Wards with 2020 Population of each Census Block

